
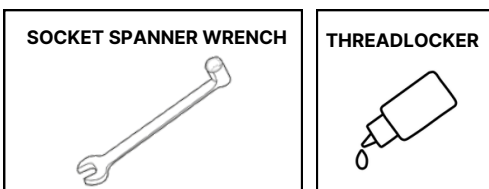
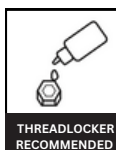
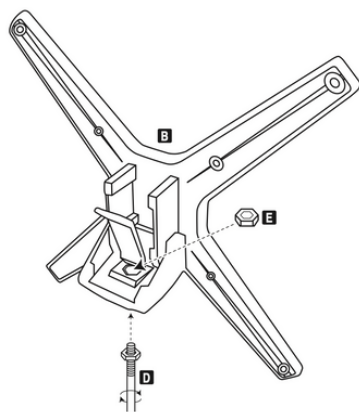
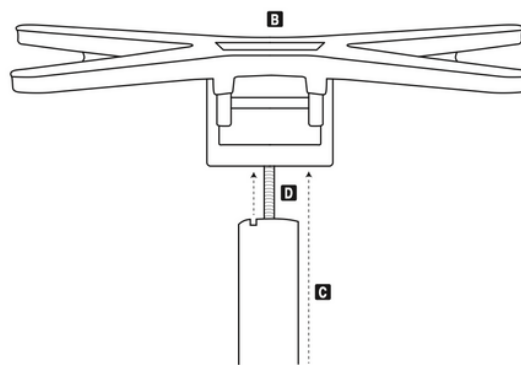


**INSTRUCTIONS:**

- Use a spanner to maximise bolt tightening. Maintain a secure bond and prevent loosening with a medium strength threadlocker. For a longer-lasting and more firm assembly we recommend adding one drop of threadlocker to each hex nut.
- If assembled incorrectly or not according to the assembly instructions, the product warranty will be voided.

**PARTS INCLUDED:****TOOLS REQUIRED (NOT INCLUDED):****ASSEMBLY INSTRUCTIONS:****STEP 1****STEP 2****STEP 3**