

ASSEMBLY INSTRUCTIONS

MIRAGE MB GBL

APEX
COMMERCIAL FURNITURE



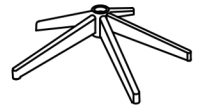
Back



1

1PC

Star Base



2

1PC

Castor



3

5PCS

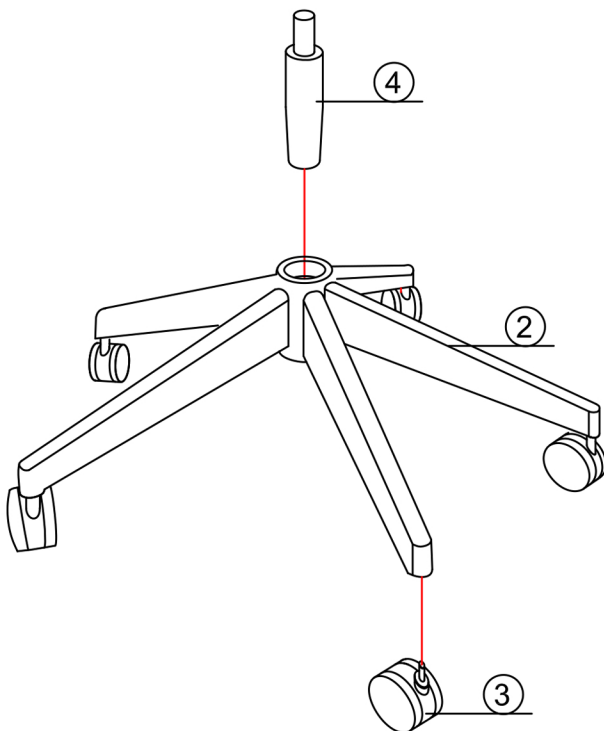
Gaslift



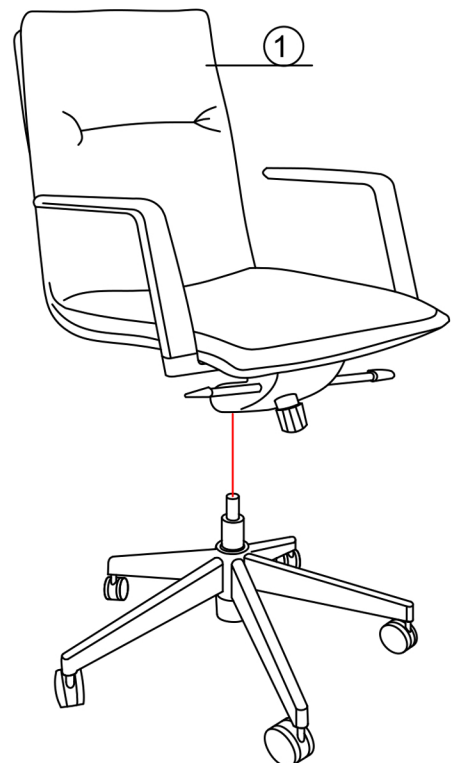
4

1PC

STEP-1



STEP-2



IMPORTANT NOTE:

- Place all laminated parts on a clean and smooth surface such as a rug or carpet to avoid the parts from being scratched.
- Check to be sure that you have all parts and hardware.
- Remove all wrapping materials, including staples & packing straps before you start to assemble.
- Don't tighten all screws/bolts until all completely assembled.
- Keep all hardware parts out of reach of children

