

## ASSEMBLY INSTRUCTIONS:

Product Code : PU300

Product Name: PU300 Executive Chair



### TIME REQUIRED:

15 minutes

### TOOLS REQUIRED:

Screwdriver, Electric Drill, Pencil, Measuring tape/Ruler

\*Tools are not included.

### SKILL REQUIRED:

Easy  Hard

The Assembly Skill Rating is a 5-point system that shows the degree of effort needed in assembling a specific product. With 1 being easy for the average person and 5 requiring an expert. For most products, two persons are recommended.

#### NOTE

- As this is a commercial product, some intermediate skills may be required.
- No pre-drill holes or markings are provided on our table or desk tops.
- Please check you have all hardware before assembling.
- If you are missing any hardware, please contact the Apex team. Please ensure you have the name of the item, required hardware part and quantity.
- Please retain your receipt as proof of purchase to validate your warranty.
- Assemble on a clean, flat, smooth surface such as a rug or carpet to avoid parts from being scratched.
- Remove all wrapping materials, including staples and packing straps before you start to assemble
- Keep all hardware parts out of reach of children.

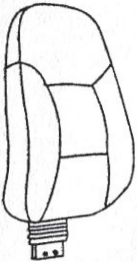
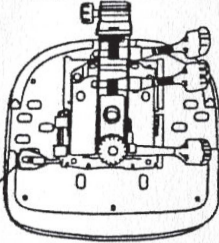

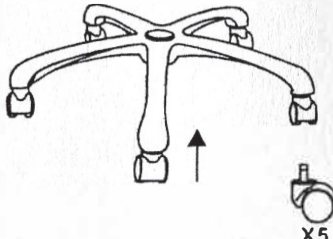
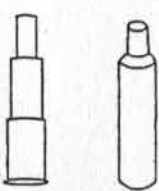
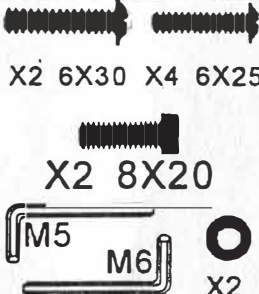
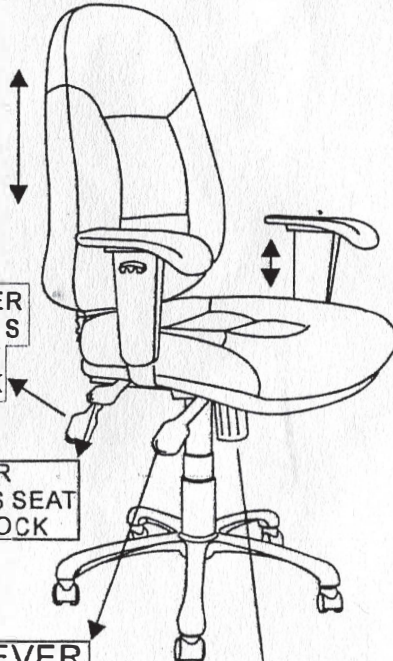
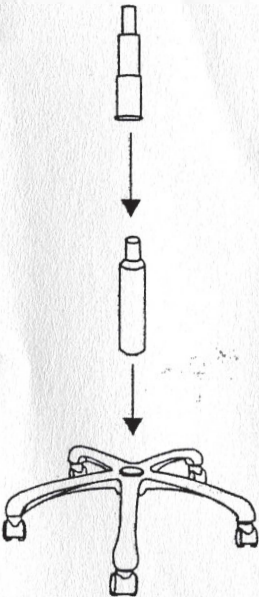
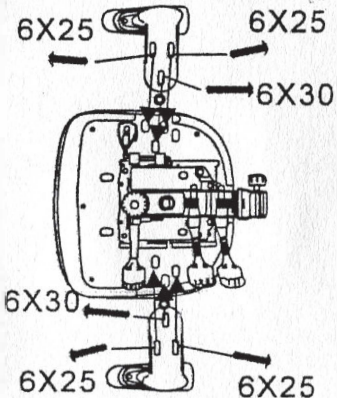
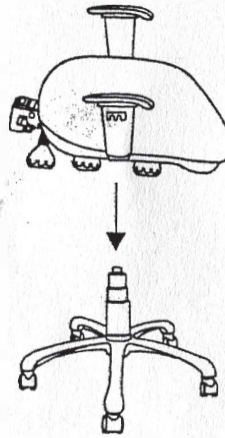
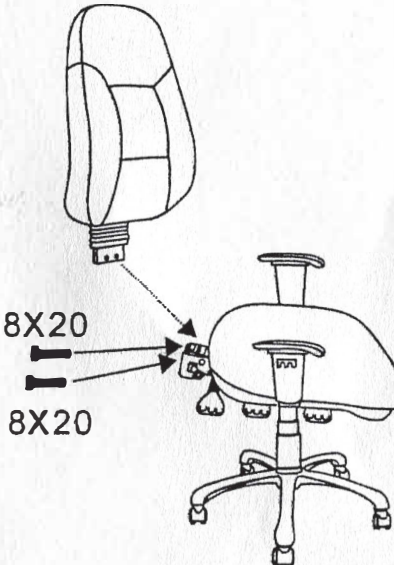
#### CAUTION

- Heavy product. Do not attempt to lift or move without help
- Do not tighten screws and bolts until completely assembled.
- Do not use this product unless all bolts and screws are firmly secured and tightened.

#### WARNING

- If parts are missing, broken, damaged or worn stop using the product until all repairs are made.
- Failure to follow these warnings could result in serious injury.

# PU300

(1)	(2)	(3)	(4)	(5)	(6)
	 <p>Seat slider control</p>	 <p>X2</p>	 <p>X5</p>		 <p>X2 6X30 X4 6X25 X2 8X20 M5 M6 X2</p>
A	B	C	D	 <p>THIS LEVER CONTROLS BACK TILT AND LOCK</p> <p>THIS LEVER CONTROLS SEAT TILT AND LOCK</p> <p>THIS LEVER CONTROLS GAS LIFT</p> <p>TILT TENSION CONTROL</p>	
	 <p>6X25 6X25 6X30 6X30 6X25 6X25</p>		 <p>8X20 8X20</p>		