Assembly Instructions:

Product Code : EC070CH
Product Name: EC070CH High Back Operator Chair

Time Required:

10 minutes

Tools Required:

Screwdriver, Electric Drill, Pencil, Measuring tape/Ruler
*Tools are not included.

Skill Required:

Easy ●● ○○○ Hard

The Assembly Skill Rating is a 5-point system that shows the degree of effort needed in assembling a specific product. With 1 being easy for the average person and 5 requiring an expert.
For most products, two persons are recommended.

NOTE

- As this is a commercial product, some intermediate skills may be required.
- No pre-drill holes or markings are provided on our table or desk tops.
- Please check you have all hardware before assembling.
- If you are missing any hardware, please contact the Apex team. Please ensure you have the name of the item, required hardware part and quantity.
- Please retain your receipt as proof of purchase to validate your warranty.
- Assemble on a clean, flat, smooth surface such as a rug or carpet to avoid parts from being scratched.
- Remove all wrapping materials, including staples and packing straps before you start to assemble
- Keep all hardware parts out of reach of children.

CAUTION

- Heavy product. Do not attempt to lift or move without help
- Do not tighten screws and bolts until completely assembled.
- Do not use this product unless all bolts and screws are firmly secured and tightened.

WARNING

- If parts are missing, broken, damaged or worn stop using the product until all repairs are made.
- Failure to follow these warnings could result in serious injury.

EC070CH

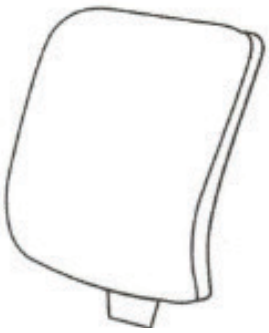

A.
Back

B.
Seat

C.
Castors

D.
Plastic Lug

E.
Bellows

F.
Gas lift

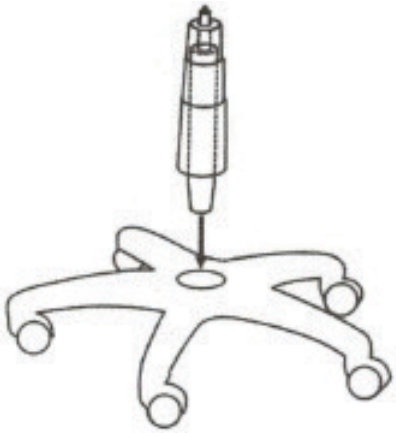

1.
- Insert gas lift into the base with castors
- Place the bellows over the gas lift and press down

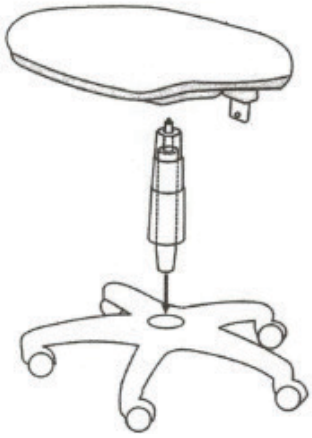

2.
- Fit the seat on top of the gas lift

3.
- Slide the bar of the back into the insert slot of the mechanism at the back of seat, but first pull out the plastic lug then slide the bar in

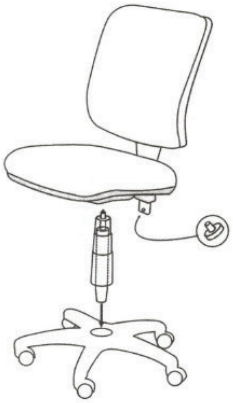

4.
- Place the plastic lug back into place
- Tighten the knob once reached the desired height