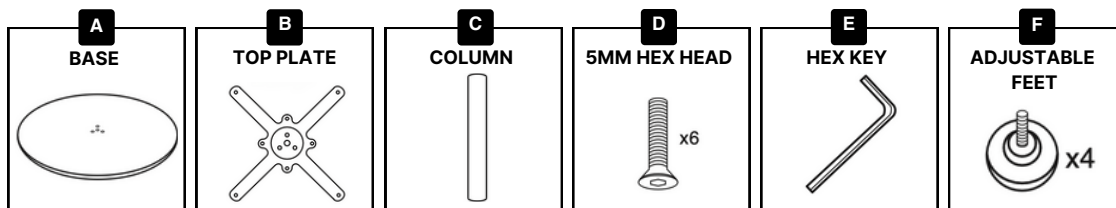


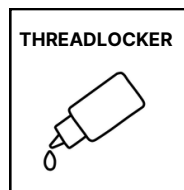
INSTRUCTIONS:

- Use a spanner to maximise bolt tightening. Maintain a secure bond and prevent loosening with a medium strength threadlocker. For a longer-lasting and more firm assembly we recommend adding one drop of threadlocker to each hex nut.
- If assembled incorrectly or not according to the assembly instructions, the product warranty will be voided.

PARTS INCLUDED:

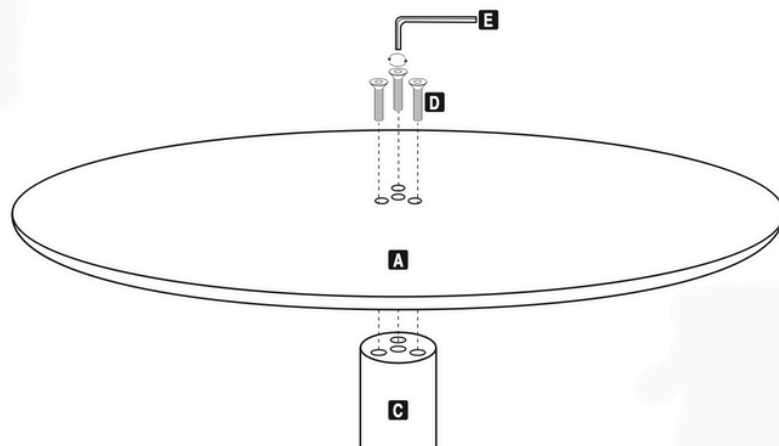


TOOLS REQUIRED (NOT INCLUDED):



ASSEMBLY INSTRUCTIONS:

STEP 1



STEP 2

